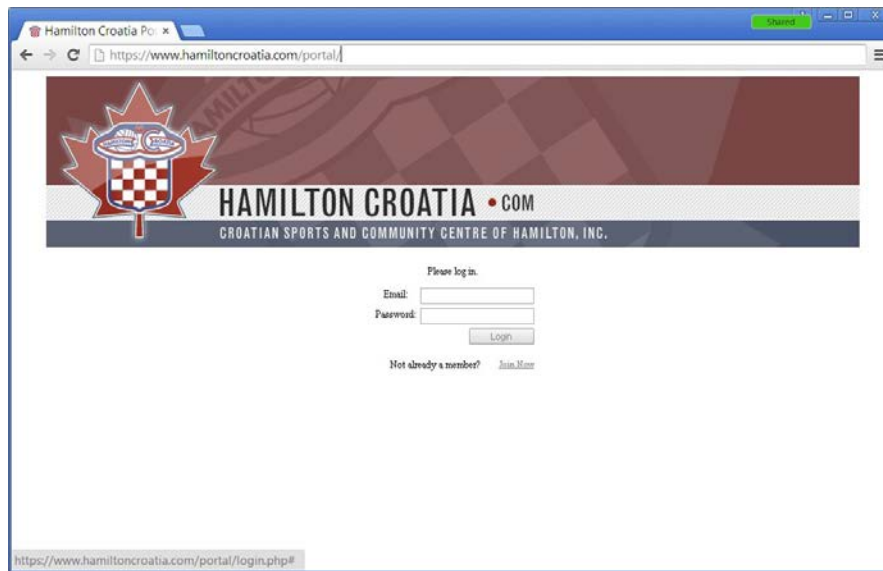


HAMILTON CROATIA HOUSE LEAGUE

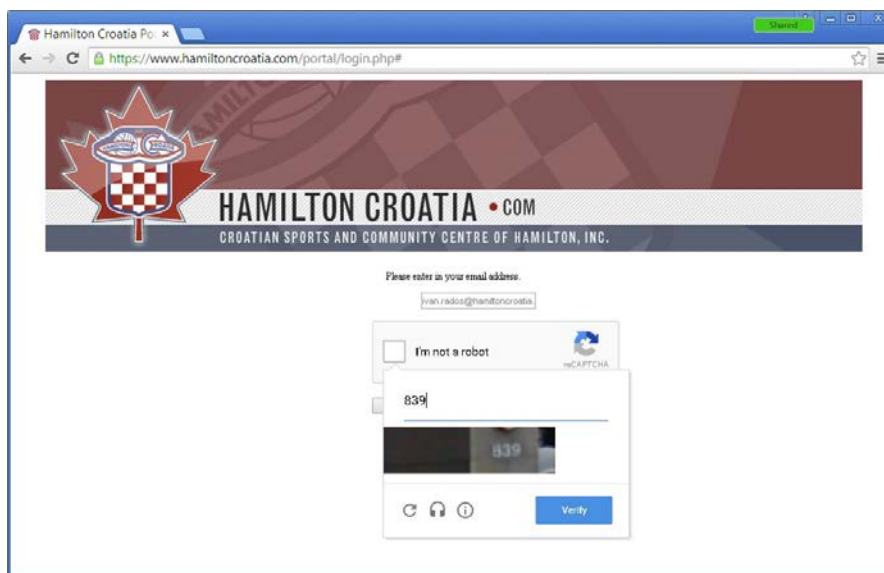
ONLINE REGISTRATION INSTRUCTIONS

PART 1 – CREATING YOUR NEW ACCOUNT

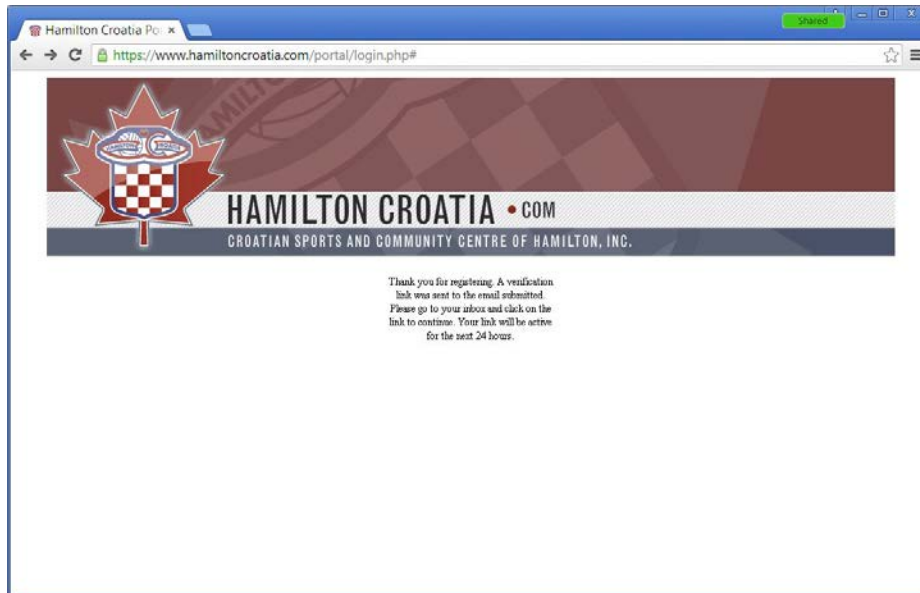
1. Go to www.hamiltoncroatia.com/portal. The site will open in a secure browsing session. All web browsers should work but the optimal ones are Mozilla Firefox or Google Chrome.
2. You will need to create a new account. This is one account for your entire family and will be used for all future league registrations. Since you do not currently have an account, you will click “Join Now”.



To create your default account, simply fill in your e-mail address and then enter the text/numbers you see in the Captcha box and click Verify:



3. You will then receive a confirmation message that you are registered, and then get an automatic e-mail with a link to verify your address. Click on the link from the e-mail and then proceed to the family information section.




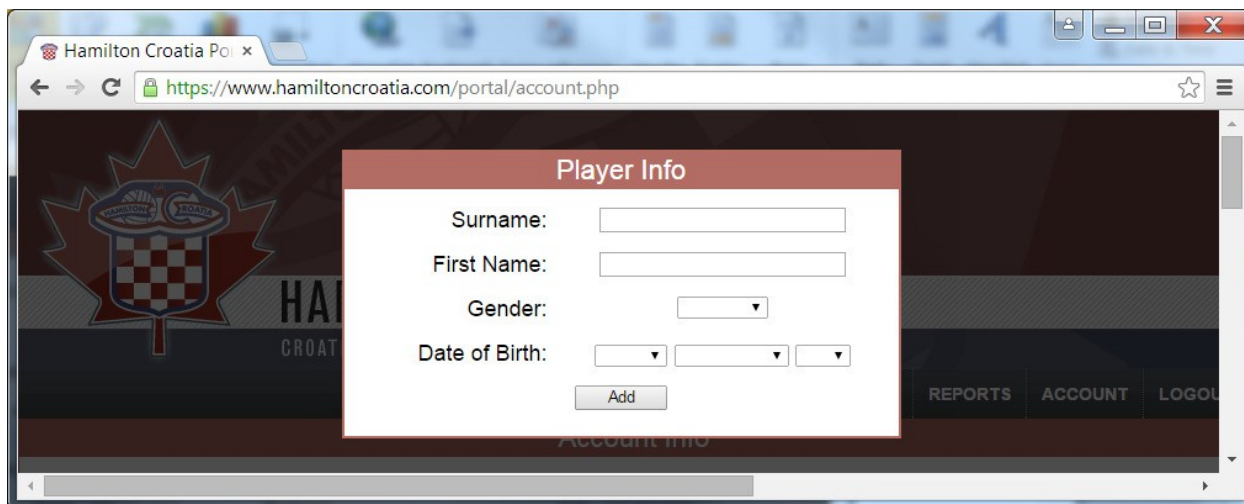
4. When you click the link, complete your family information. Please set a new password and complete all the required family information. You will always be able to update this information in the future.

A screenshot of the Hamilton Croatia website's registration form. The browser's address bar shows the URL "https://www.hamiltoncroatia.com/portal/login.php?type=verify&email=ivan.rados@hamiltoncroatia.com&code=5687487". The page features the same header as the previous screenshot. Below the header, there is a registration form with the following fields: "New Password:", "Retype New Password:", "Surname:", "Father's Given Name:", "Mother's Given Name:", "Street Address:", "Apartment/Unit:", "City:", "Postal Code:", "Home Phone:", "Business Phone:", and "Cell Phone:". Each field is represented by a white text input box. At the bottom right of the form, there is a "Create Account" button.

Once completed click the CREATE ACCOUNT button and your family account will be completed. As noted you will be able to use this in the future to register for other Club activities. Thus it's important to ***please remember your password!***

PART 2 – ADD PLAYER INFORMATION

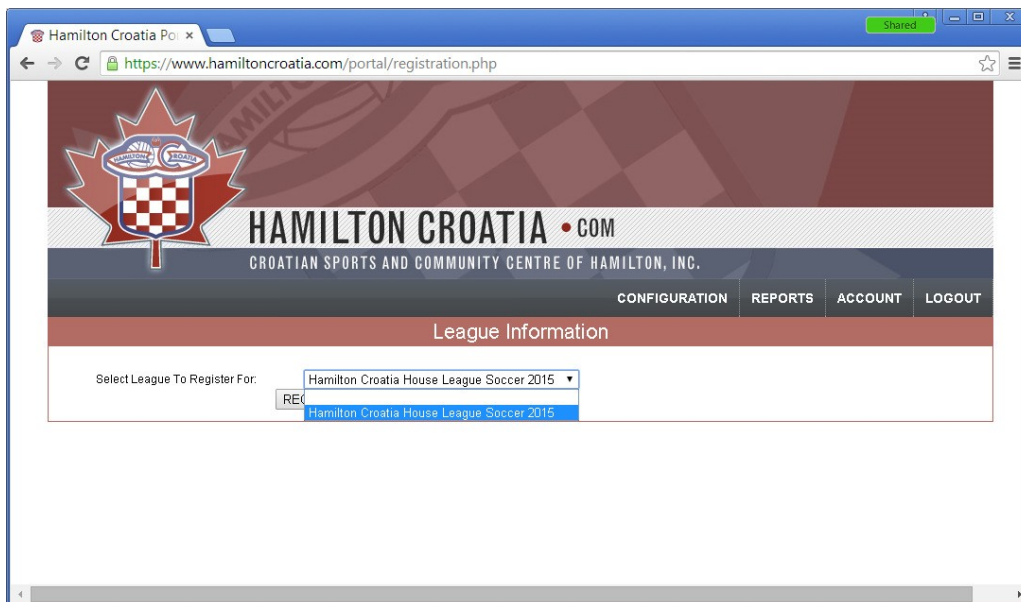
In the next section you will add your children to the system. Simply click on the  to add each child. You will be asked to enter their name, gender, Date of Birth and then click Add. You can enter all your children and not just those eligible for our house league program.



The screenshot shows a web browser window with the URL <https://www.hamiltoncroatia.com/portal/account.php>. The page features a dark background with a large red and white checkered shield logo on the left. A white modal form titled "Player Info" is centered on the page. The form contains the following fields: "Surname:" with a text input box, "First Name:" with a text input box, "Gender:" with a dropdown menu, and "Date of Birth:" with three dropdown menus for day, month, and year. Below these fields is an "Add" button. In the background, navigation links for "REPORTS", "ACCOUNT", and "LOGOUT" are visible.

PART 3 – REGISTER FOR HOUSE LEAGUE

Once your children are added, go to the next section and register them to Hamilton Croatia House League Soccer.

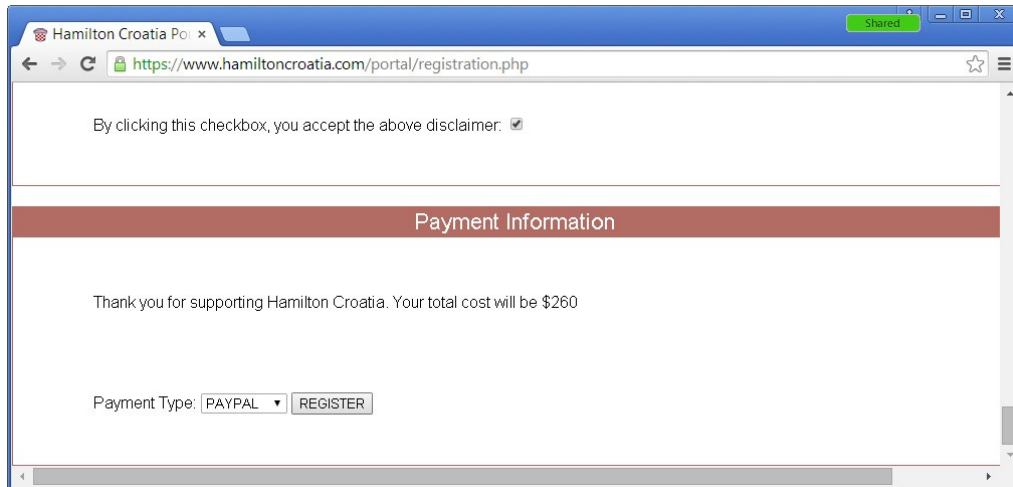


The screenshot shows a web browser window with the URL <https://www.hamiltoncroatia.com/portal/registration.php>. The page features a dark background with a large red and white checkered shield logo on the left. The text "HAMILTON CROATIA • COM" is prominently displayed, followed by "CROATIAN SPORTS AND COMMUNITY CENTRE OF HAMILTON, INC." Below this, there are navigation links for "CONFIGURATION", "REPORTS", "ACCOUNT", and "LOGOUT". A section titled "League Information" contains a dropdown menu labeled "Select League To Register For:" with "Hamilton Croatia House League Soccer 2015" selected. A "REGISTER" button is partially visible below the dropdown.

You will be given all the children you are able to register based on their age. Check the box to confirm each child you wish to register and then select their uniform size from available options. The cost per child will be automatically calculated.

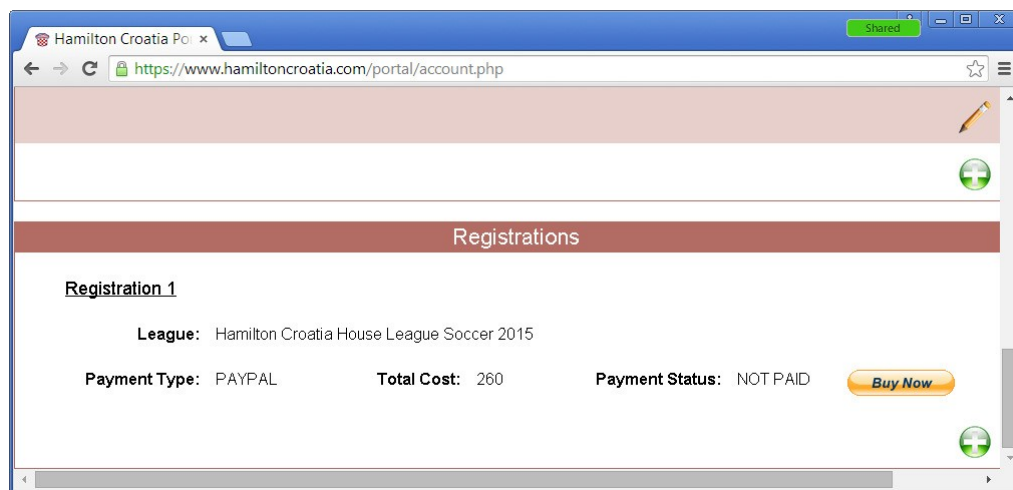
PART 4 – PAYMENT

Finally you need to read and accept the disclaimer by checking the box and select your payment method. There are two payment options.



OPTION 1: PAYING BY PAYPAL

Selecting this method will direct you to the PayPal site when you click Buy Now. Follow the instructions there as noted and your status will change to PAID once completed.



OPTION 2: PAYING BY CHEQUE OR CASH

If you choose to pay by cheque or cash, select the CHEQUE option and click "REGISTER" and your online application is complete.

Please put your payment in an envelope marked with your name and labeled House League Soccer. Cheques are preferred over cash. All cheques should be made payable to "Hamilton Croatia Youth Soccer".

Please bring your sealed labeled envelope and hand it in to the bar staff in the restaurant at the Croatian Sports and Community Centre at 166 Green Mountain Road. Restaurant hours are:

Thursday-Saturday: 5pm-1am

Sunday: 4pm-12am

CLOSED FROM MONDAY TO WEDNESDAY

NOTE: Early Bird Pricing is only available until March 31st !

If you have any problems signing up, please e-mail me at ivan.rados@hamiltoncroatia.com

THANK YOU FOR CHOOSING HAMILTON CROATIA HOUSE LEAGUE SOCCER! WE HOPE
YOUR CHILDREN HAVE A WONDERFUL SOCCER EXPERIENCE.